

Network cable - NBC-MSD/ 2,0-93B SCO - 1407496

Please be informed that the data shown in this PDF Document is generated from our Online Catalog. Please find the complete data in the user's documentation. Our General Terms of Use for Downloads are valid (<http://download.phoenixcontact.com>)



Network cable, PROFINET CAT5 (100 Mbps), PROFINET CAT5e (100 Mbps), 4-position, PVC/PVC, Green RAL 6018, shielded, Plug Straight M12 SPEEDCON / IP67, Coding: D, on Free cable end, Cable length: 2 m



Key commercial data

Packing unit	1 pc
Weight per Piece (excluding packing)	160.0 GRM
Custom tariff number	85444210
Country of origin	Poland

Technical data

Dimensions

Length of cable	2 m
-----------------	-----

Ambient conditions

Degree of protection	IP65
	IP67

General data

Note	This product corresponds to the PROFINET Cabling and Interconnection Technology Guideline for PROFINET regulations, version 2.00, order no: 2.252, Chapter 8.2 Connectors for Outside Environment (Balanced cabling)
Rated current at 40°C	4 A
Rated voltage	250 V
Number of positions	4
Signal type/category	PROFINET CAT5 (IEC 11801:2002), 100 Mbps
	PROFINET CAT5e (TIA 568B:2001), 100 Mbps
Standards/regulations	M12 connector IEC 61076-2-101

Network cable - NBC-MSD/ 2,0-93B SCO - 1407496

Technical data

Characteristics head 1

Head type	Plug Straight M12 SPEEDCON / IP67
No. of positions (pin connector pattern)	4
Coding	D (Data)
Color	black
Material (component)	CuSn (Contact)
	Ni/Au (Contact surface)
	PA (Contact carriers)
	TPU, hardly inflammable, self-extinguishing (Grip)
	Zinc die-cast, nickel-plated (Screw connection)
Contact resistance	≤ 5 mΩ
Insulation resistance	≥ 100 MΩ
Insertion/withdrawal cycles	≥ 100
Torque	0.4 Nm
Ambient temperature (operation)	-25 °C ... 90 °C

Characteristics head 2

Head type	Free cable end
-----------	----------------

Cable

Cable type	PROFINET PVC stranded CAT5e
Cable type (abbreviation)	93B
UL AWM style	21694
Signal type/category	PROFINET CAT5 (IEC 11801:2002), 100 Mbps
	PROFINET CAT5e (TIA 568B:2001), 100 bps
Cable structure	1x4xAWG22/7; SF/TQ
Conductor cross section	4x 0.34 mm ²
AWG signal line	22
Conductor structure signal line	7x 0.25 mm
Core diameter including insulation	approx. 1.5 mm
Wire colors	White, yellow, blue, orange
Overall twist	Star quad
Shielding	Aluminum-coated foil, tinned copper braided shield
Optical shield covering	85 %
External sheath, color	Green RAL 6018
Outer sheath thickness	approx. 0.9 mm
External cable diameter D	6.5 mm ±0.2 mm
Minimum bending radius, fixed installation	3 x D
Minimum bending radius, flexible installation	7 x D

Network cable - NBC-MSD/ 2,0-93B SCO - 1407496

Technical data

Cable

Torsion force	± 180 °/m (30,000 torsion cycles)
Cable weight	67 kg/km
Outer sheath, material	PVC
Material, inner sheath	PVC
Material conductor insulation	PE
Conductor material	Tin-plated Cu litz wires
Insulation resistance	≥ 500 MΩ*km
Loop resistance	≤ 120 Ω (per kilometer)
Working capacitance	52 pF
Wave impedance	100 Ω ±15 Ω (at 100 MHz)
Signal runtime	5.3 ns/m
Coupling resistance	≤ 20.00 mΩ/m
Nominal voltage, cable	600 V
Test voltage Core/Core	2000 V (50 Hz, 1 min.)
Test voltage Core/Shield	2000 V (50 Hz, 1 min.)
Flame resistance	According to UL 1685 (CSA FT 4)
Resistance to oil	Resistant to oil to a limited extent
Other resistance	UV resistant According to UL 1581, Section 1200
Ambient temperature (operation)	-40 °C ... 70 °C (cable, fixed installation)
	-40 °C ... 70 °C (cable, flexible installation)
Ambient temperature (installation)	-20 °C ... 60 °C
Ambient temperature (storage/transport)	-50 °C ... 70 °C

Classifications

eCl@ss

eCl@ss 4.0	27060307
eCl@ss 4.1	27060307
eCl@ss 5.0	27060307
eCl@ss 5.1	27060307
eCl@ss 6.0	27060307
eCl@ss 7.0	27060307
eCl@ss 8.0	27060307

ETIM

ETIM 3.0	EC000830
ETIM 4.0	EC001855

Network cable - NBC-MSD/ 2,0-93B SCO - 1407496

Classifications

ETIM

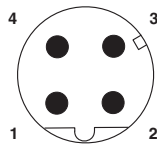
ETIM 5.0	EC001855
----------	----------

UNSPSC

UNSPSC 6.01	31261501
UNSPSC 7.0901	31261501
UNSPSC 11	31261501
UNSPSC 12.01	31261501
UNSPSC 13.2	31261501


Drawings

Schematic diagram




Pin assignment M12 male connector, 4-pos., D-coded, male side

Cable cross section



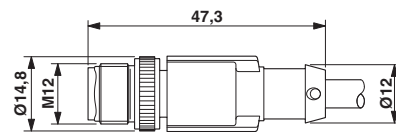
PROFINET PVC stranded CAT5e [93B]

Circuit diagram



Contact assignment of the M12 plug

Dimensioned drawing



Plug, M12 x 1, straight, shielded