

SUMMARY



Image is for illustrative purpose only

Wires

Low	2
High	0
Coax	0
Triax	0
Quad	0
Fiber	0
Fluidic	0

Download

[Request a quote](#)

[Catalog](#)

Series	00
Termination type	Female solder
IP rating	50
Cable Ø	0.00 - 0.00 mm
Matching parts	FGG.00.302.CLAD35
Status	
Alternative part	

TECHNICAL DETAILS

Mechanics

Shell Style/Model	EG*: Fixed receptacle, nut fixing
Keying	1 key (alpha=0, plug: male contacts, receptacle: female contacts)
Housing Material	Brass (chrome plated) shell and collet nut, nickel plated brass latch sleeve and mid pieces
Cable Fixing	∅ 0 - 0 mm
Variant	

Performance

Configuration	0.302 : 2 Low Voltage
Insulator	L: PEEK (UL 94 / V-0/3.2, depends on material thickness)
Rated Current	5 Amps

Specifications

Contact Type:	Solder
Max. Matings:	5000
Contact Dia.:	0.5 mm (0.02in)
Bucket Dia.:	0.4 mm (0.016in)
Max. Solid Conductor:	0.09 mm ² (AWG 28)
Max. Stranded Conductor:	0.05 mm ² (AWG 30)

R (max): 8.7 mOhm
 Vtest (contact-shell): 950 V (AC), 1340 V (DC)
 Vtest (contact-contact): 1000 V (AC), 1400 V (DC)

Others

IP Rating: 50

DRAWINGS

Draws



Dimensions

	A	B	E	L	M	N	S1	S3	e
mm.	8	10.3	6	15.5	1	13.7	6.3	9	M7x0.5
in.	0,31	0,41	0,24	0,61	0,04	0,54	0,25	0,35	

RECOMMENDED BY LEMO








Tools

None

Cables

CFN.3K.93C.092PNCA	PVC	Black	
CFN.3K.93C.092PNCS	PVC	Black	
CFN.3K.93C.160PNCA	PVC	Black	
CFN.3K.93C.160PNCS	PVC	Black	

Property of LEMO SA. All rights reserved
 This document is not contractual

CMN.02.T28.030PGCE CMN.02.T28.030PGZE	PVC	GREY Grey	
CMN.02.T28.030PNCE	PVC	Black	
CMN.02.T28.030PNZE			
002 050	PVC	Black	
002 080	PVC	Grey	
002 280	PVC	Black	
004 082	PVC	Grey	
020 550	PUR	Black	
020 560	PUR	White	
102 080	PVC	Grey	
CCX.50.RG1.74U30B	TFE	White	
CMB.02.210.635	PUR	Black	