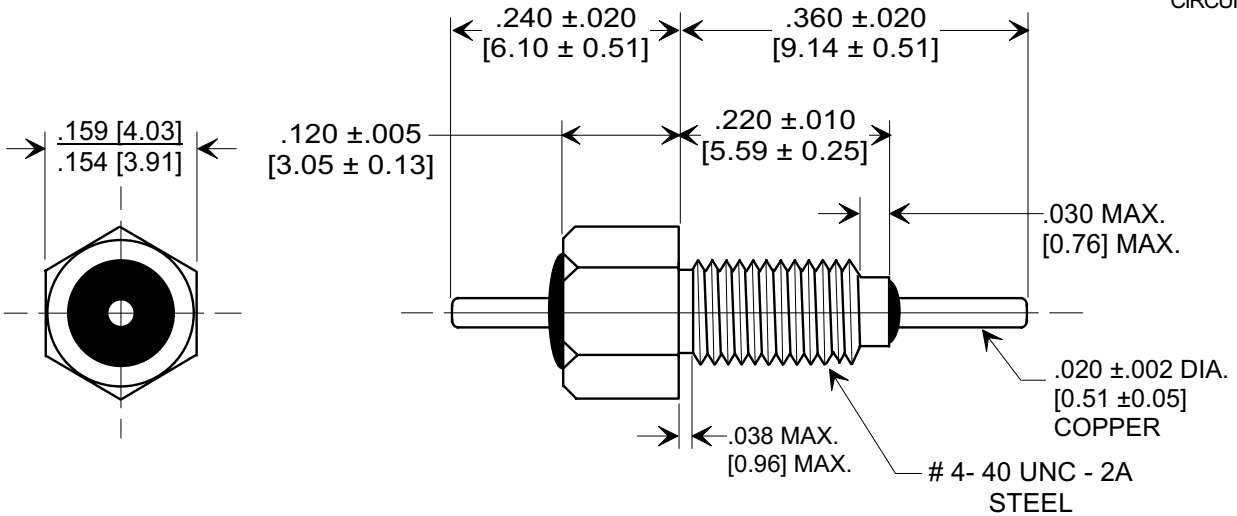
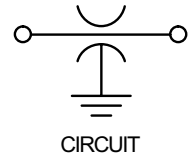
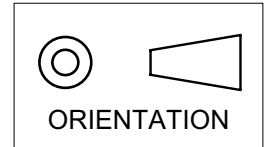


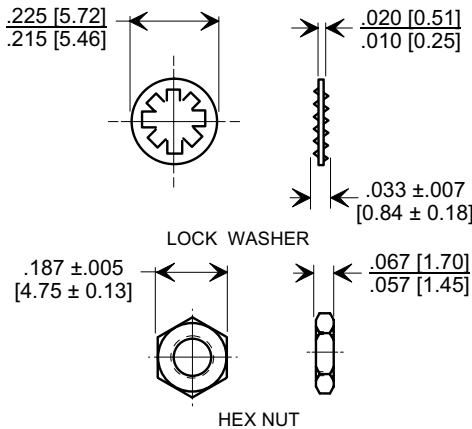
MARKETING SALES DRAWING

Electrical Testing
per Tusonix standard
test plans and Mil-Std-202
Test Methods.

DIMENSIONS IN INCHES - DO NOT SCALE THIS DRAWING
DIMENSIONS IN METRIC - []



MOUNTING HARDWARE



NOTES:

- TUSONIX STANDARD PART NUMBER: 4400-004.
TUSONIX RoHS COMPLIANT PART NUMBER: 4400-004 LF.
CUSTOMER MUST SPECIFY STANDARD OR RoHS PART NUMBER WHEN ORDERING.
- LEAD, BUSHING, AND MOUNTING HARDWARE: SILVER PLATED.
- PART MARKING: TRADEMARK AND VARIATION NUMBER ON HEX FLATS. STANDARD PART: BLACK INK. RoHS PART: GREEN INK.
- OPERATING TEMPERATURE RANGE : -55°C TO +125°C.
- MAX. RECOMMENDED SOLDERING TEMPERATURE: 260°C.
- SUPPLIED WITH HEX NUT AND INTERNAL TOOTH LOCK WASHER.
- MAX. RECOMMENDED MOUNTING TORQUE - 2.0 lb.-in. [226 Nm].

5000	GMV	150	100	10 G Ω	250	10	---	15	30	45	55
CAP.(pf)	TOLERANCE	85°C	125°C	I.R. MIN. @ 100 (VDC.)	DWV (VDC)	DC CURRENT (AMPS)	1 MHz	10 MHz	100 MHz	1 GHz	10 GHz
		MIN. NO LOAD INSERTION LOSS (dB) @ 25°C PER MIL-STD-220									

X-2015 Rev-0

REVISION RECORD Original Release C.O. REDRAWN & REVISED ADDED 008,009. E.C. 05-30-90 5261 VARS 005,006,007 & 1MHz COLUMN ADDED. L.E. 11-07-90 5591 RDN TO COMP FMT & ADDED METRIC. S.M. 11-08-01 20000926-3-01 REVISED DWG. DRAWING MADE FOR EACH VAR. S.M. 12-02-02 20021125-1-05 10 (AMPS) WAS 5 (AMPS) L.E. 06-23-04 20040621-1-05 ADDED AND REVISED NOTES. S.M. 12-14-05 20051122-2-06	0	10	11	12	13	14	15	--TOLERANCES-- Unless Otherwise Specified		Title BUSHING STYLE EMI FILTER	
	DECIMAL ± NOTED		ANGLES ±		Drawn S.M. 11-07-01 Scale 5 X		Approved B.Mc 11-07-01				
	TUSONIX TUCSON, ARIZONA		A		4400-004						