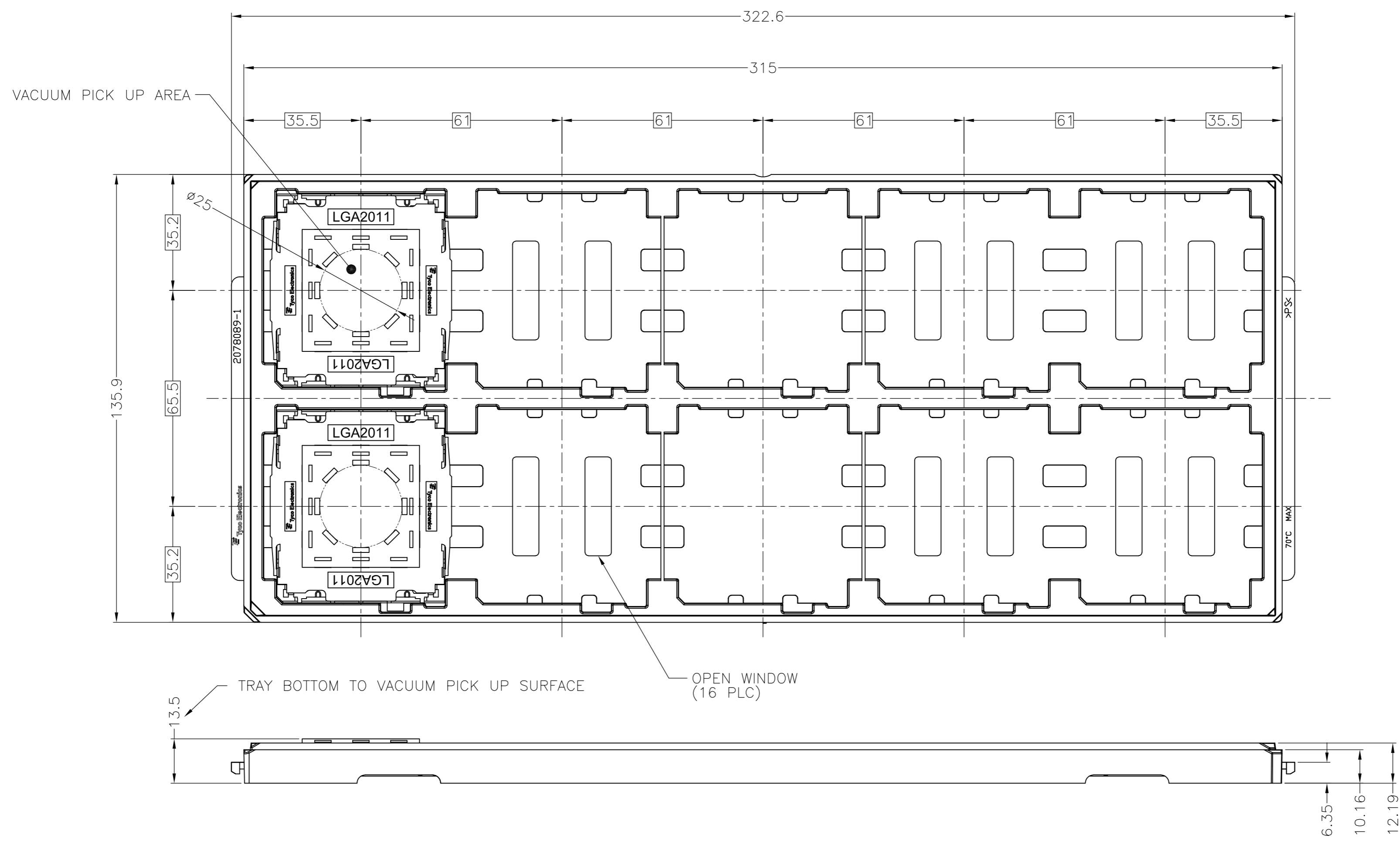


THIS DRAWING IS UNPUBLISHED. RELEASED FOR PUBLICATION
 © COPYRIGHT - By Tyco Electronics Japan G.K. ALL RIGHTS RESERVED.

| LOC | DIST | REVISIONS | | | | | |
|-----|------|-----------|---------|-------------|----------|-----|------|
| J | - | P | LTR | DESCRIPTION | DATE | DWN | APVD |
| | | B3 | REVISED | | 25MAR'15 | J.W | C.W |



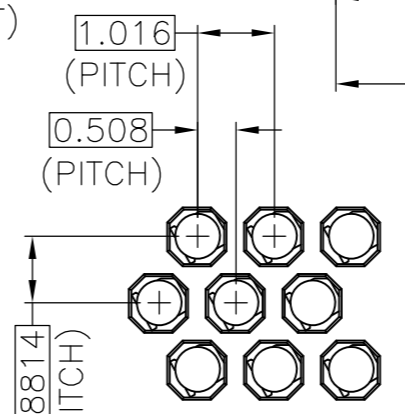
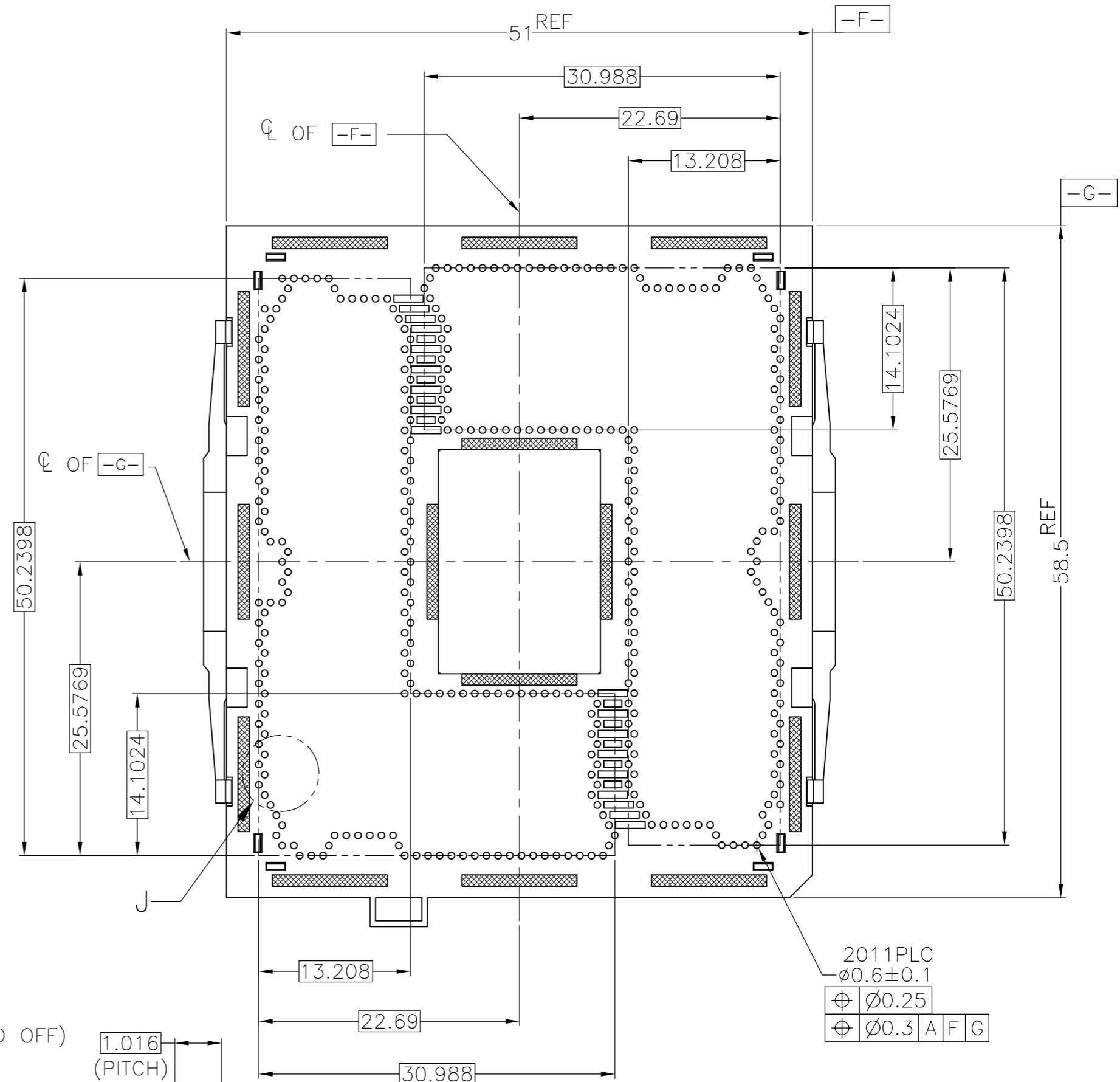
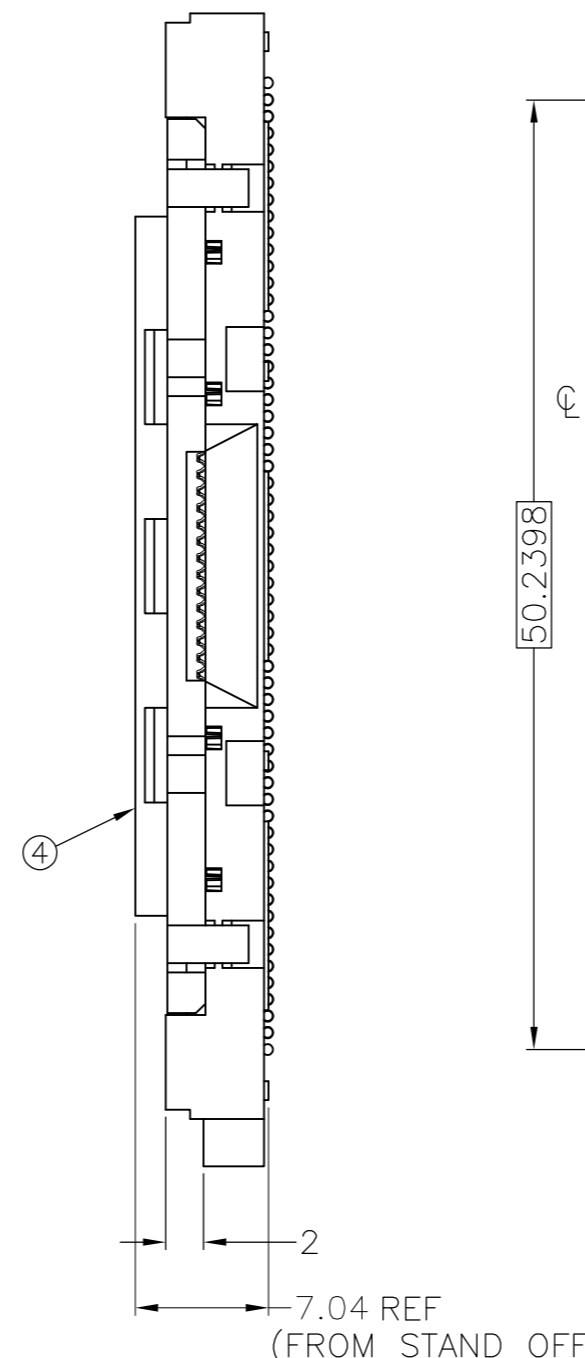
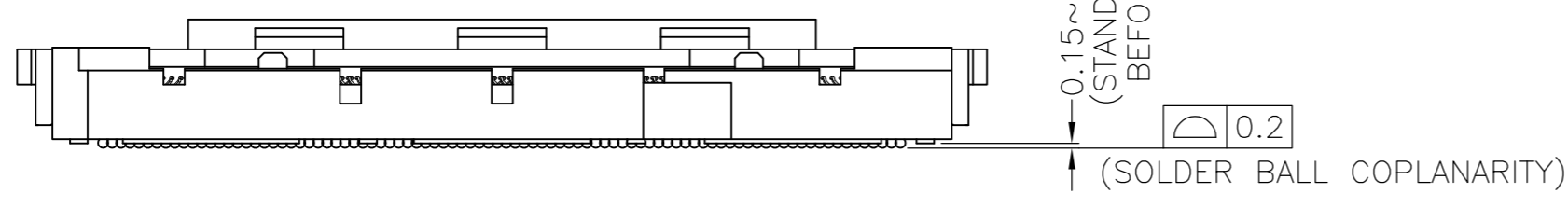
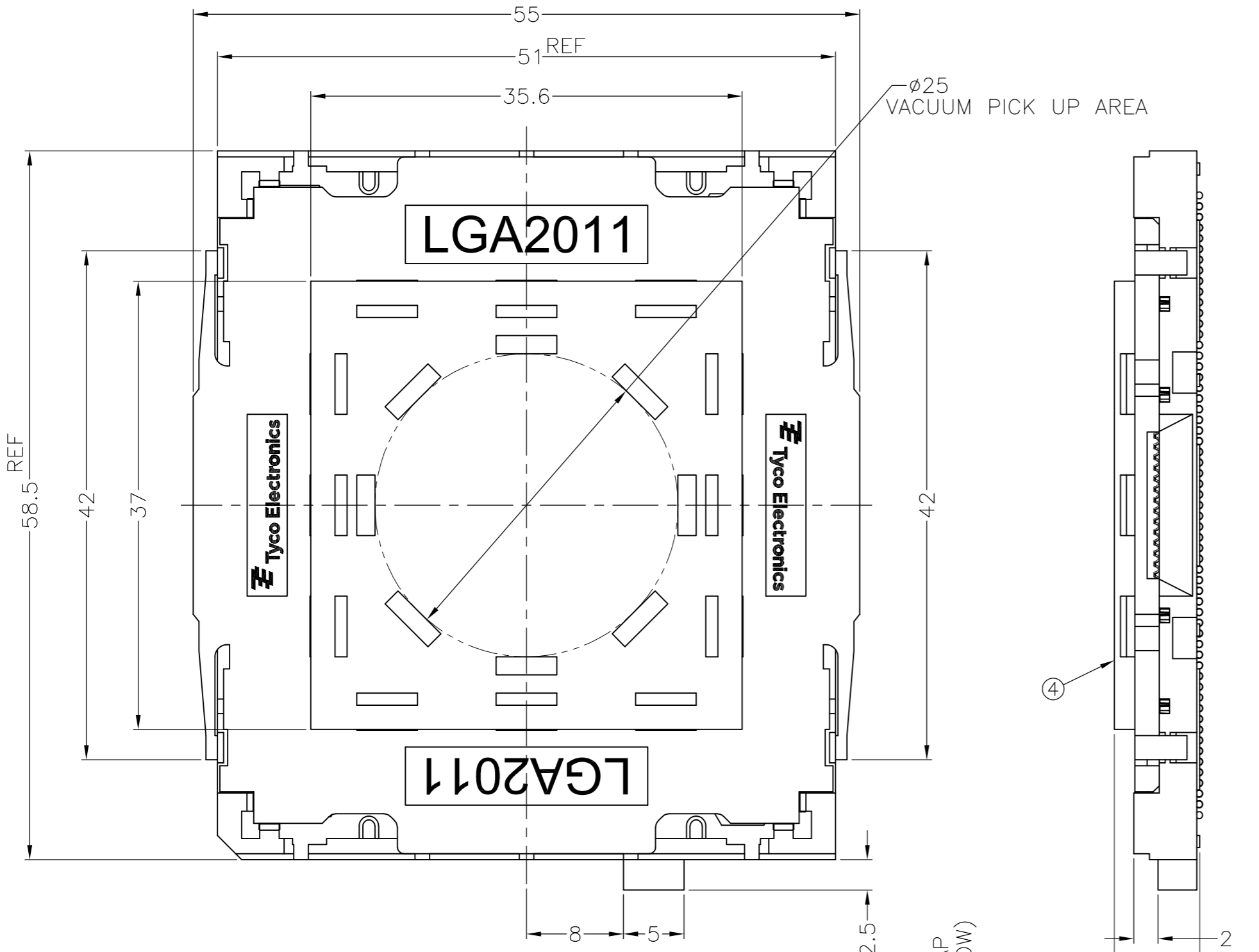
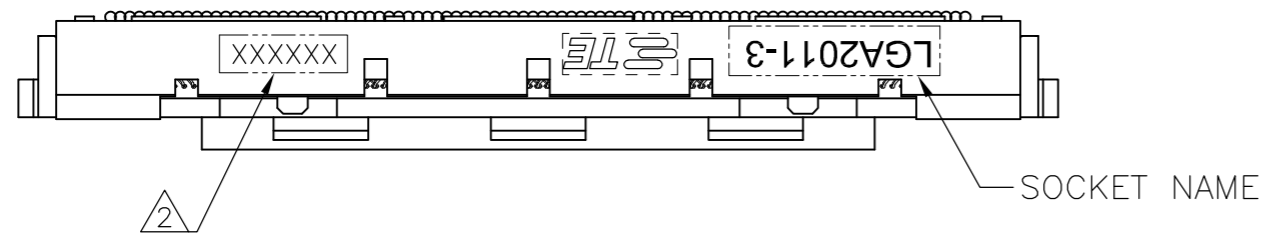
| 2201838-2 | LGA2011-3 | 0.76 um MIN Au PL |
|-------------|-------------|-------------------|
| 2201838-1 | LGA2011-3 | 0.38 um MIN Au PL |
| PART NUMBER | SOCKET NAME | DESCRIPTION |

1. MATERIAL
- ① HOUSING : HIGH TEMP, THERMO-PLASTIC, UL94V-0, BLACK
 - ② CONTACT : COPPER ALLOY
FINISH : Au PL. AT CONTACT AREA ON OVERALL OVER Ni UNDER PL. 0.00127 MIN.
 - ③ SOLDER BALL : Sn/Ag/Cu
 - ④ CAP : HIGH TEMP. THERMO-PLASTIC, UL94V-0, BLACK
- △ INDICATED DATE CODE ON THE HSG
3. PACKAGE TYPE: HARD TRAY, BLACK

| | | | | |
|---|--|--|-------------------------------|--------------------|
| THIS DRAWING IS A CONTROLLED DOCUMENT. | | DWN M.L 04MAR2013 | TE TE Connectivity | |
| DIMENSIONS: 単位: 純 mm | | CHK H.TAGUCHI 04MAR2013 | | |
| TOLERANCES UNLESS OTHERWISE SPECIFIED: 一般公差 | | APVD T.NAKASHIMA 04MAR2013 | NAME 名称 | |
| 0-PLC ± ±0.5 1-PLC ± ±0.5 2-PLC ± ±3° 3-PLC ± ± 4-PLC ± ± | | PRODUCT SPEC 製品規格 108-78750 | SOCKET ASSY LGA2011-3 | |
| FINISH 仕上 | | APPLICATION SPEC 取付適用規格 114-5474 | SIZE A2 | CAGE CODE 00779 |
| MATERIAL 材料 | | WEIGHT 19.1g | DRAWING NO 番号 C=2201838 | RESTRICTED TO — |
| CUSTOMER DRAWING | | | SCALE 尺度 NTS | SHEET 1 OF 4 |
| | | | REV B3 | |

THIS DRAWING IS UNPUBLISHED. RELEASED FOR PUBLICATION
 © COPYRIGHT - By Tyco Electronics Japan G.K. ALL RIGHTS RESERVED.

| LOC | DIST | REVISIONS | | | | | |
|-----|------|-----------|-----|-------------|------|-----|------|
| J | - | P | LTR | DESCRIPTION | DATE | DWN | APVD |
| | | - | - | SEE SHEET 1 | - | - | - |



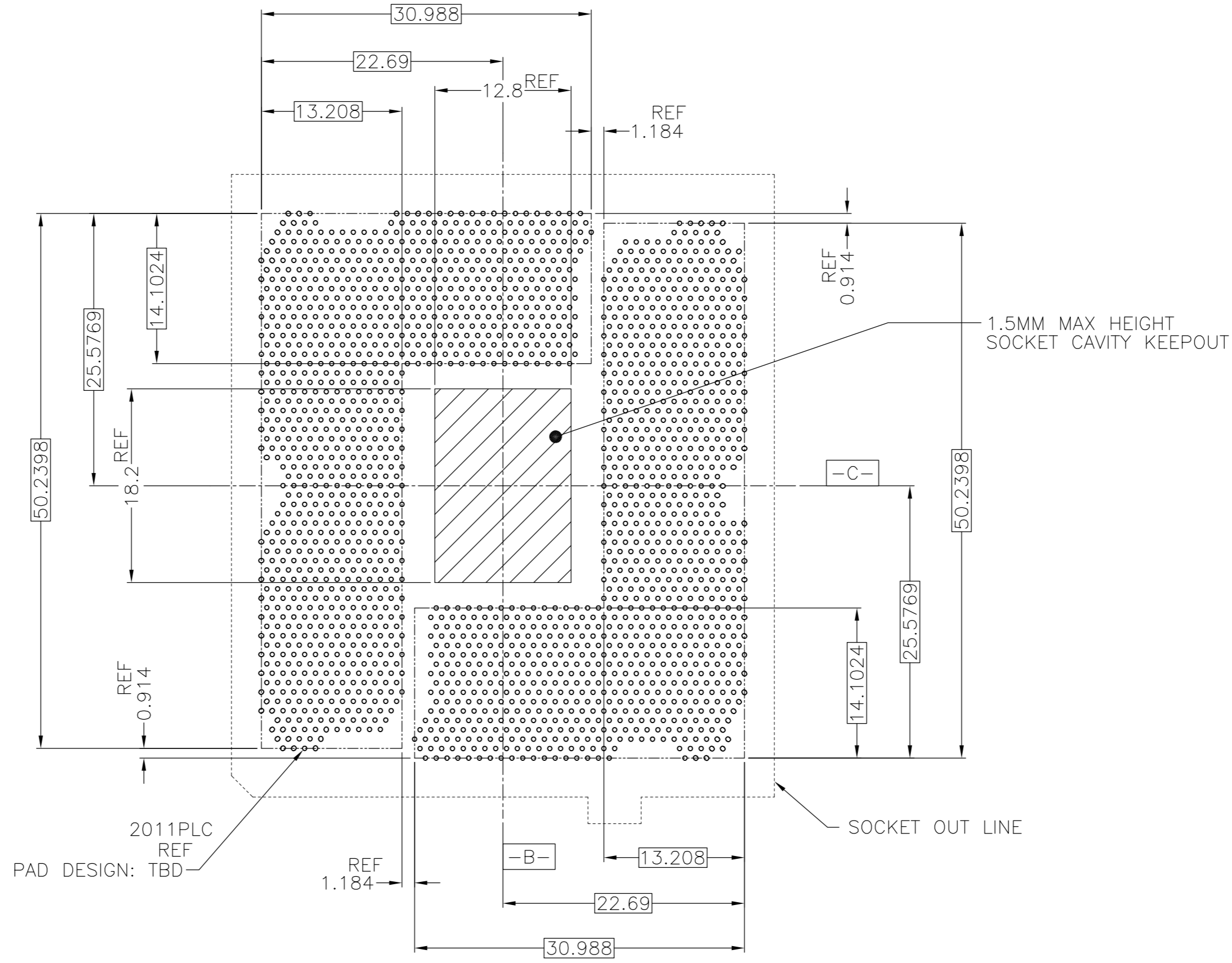
2011PLC
 Ø0.6±0.1
 ⊕ Ø0.25
 ⊕ Ø0.3 A F G

P/N: 2201838-* AS SHOWN

| | | | | | |
|---|--|-------------------------|-----|-------------------|-----------|
| THIS DRAWING IS A CONTROLLED DOCUMENT. | | DWN | - | TE Connectivity | |
| DIMENSIONS: 単位: 寸 mm | | CHK | - | NAME 名称 | |
| TOLERANCES UNLESS OTHERWISE SPECIFIED: 一般公差 | | APVD | - | PRODUCT SPEC 製品規格 | |
| ⊕ PLC ± ±0.3 + PLC ± ±0.3 2 PLC ± ±0.3 3 PLC ± ±0.3 4 PLC ± ±0.3 ANGLES ± ±0.3 | | APPLICATION SPEC 取付適用規格 | - | SIZE | A2 |
| MATERIAL 材料 | | FINISH 仕上 | - | CAGE CODE | 00779 |
| | | WEIGHT | - | DRAWING NO 番号 | C=2201838 |
| | | CUSTOMER DRAWING | | RESTRICTED TO | - |
| | | SCALE 尺度 | NTS | SHEET | 2 of 4 |
| | | | | REV | B3 |

THIS DRAWING IS UNPUBLISHED. RELEASED FOR PUBLICATION
 © COPYRIGHT - By Tyco Electronics Japan G.K. ALL RIGHTS RESERVED.

| LOC | DIST | REVISIONS | | | | | |
|-----|------|-----------|-----|-------------|------|-----|------|
| J | - | P | LTR | DESCRIPTION | DATE | DWN | APVD |
| | | - | - | SEE SHEET 1 | - | - | - |



REFERENCE PATTERN LAYOUT

FOR GENERAL BOARD DESIGN, PLEASE REFER TO THE THERMAL AND MECHANICAL DESIGN GUIDELINES(TMDG) PROVIDED BY INTEL CORPORATION

| | | | | | |
|---|--|------------------|-------------------------------|-----------|------------|
| THIS DRAWING IS A CONTROLLED DOCUMENT. | | DWN | TE Connectivity | | |
| DIMENSIONS: 単位: 寸 mm | | CHK | NAME | | |
| TOLERANCES UNLESS OTHERWISE SPECIFIED: 一般公差 | | APVD | SOCKET ASSY LGA2011-3 | | |
| 0-PLC ± | | PRODUCT SPEC | SIZE | CAGE CODE | DRAWING NO |
| 1-PLC ± | | APPLICATION SPEC | A2 | 00779 | C=2201838 |
| 2-PLC ± | | WEIGHT | RESTRICTED TO | | |
| 3-PLC ± | | CUSTOMER DRAWING | SCALE NTS SHEET 4 OF 4 REV B3 | | |
| 4-PLC ± | | | | | |
| ANGLES ± | | | | | |
| FINISH 仕上 | | | | | |
| MATERIAL 材料 | | | | | |