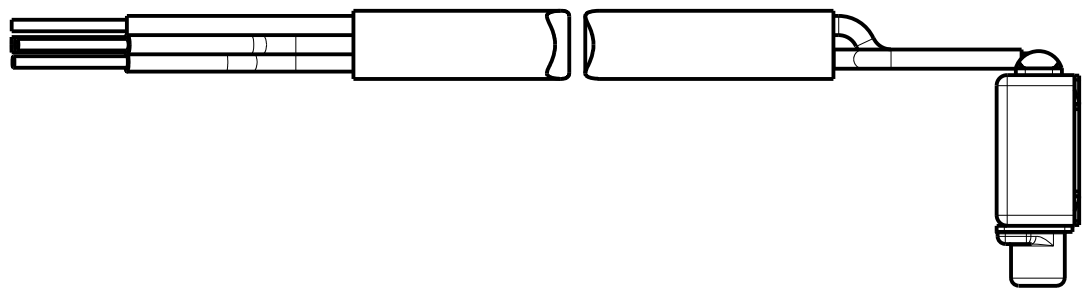
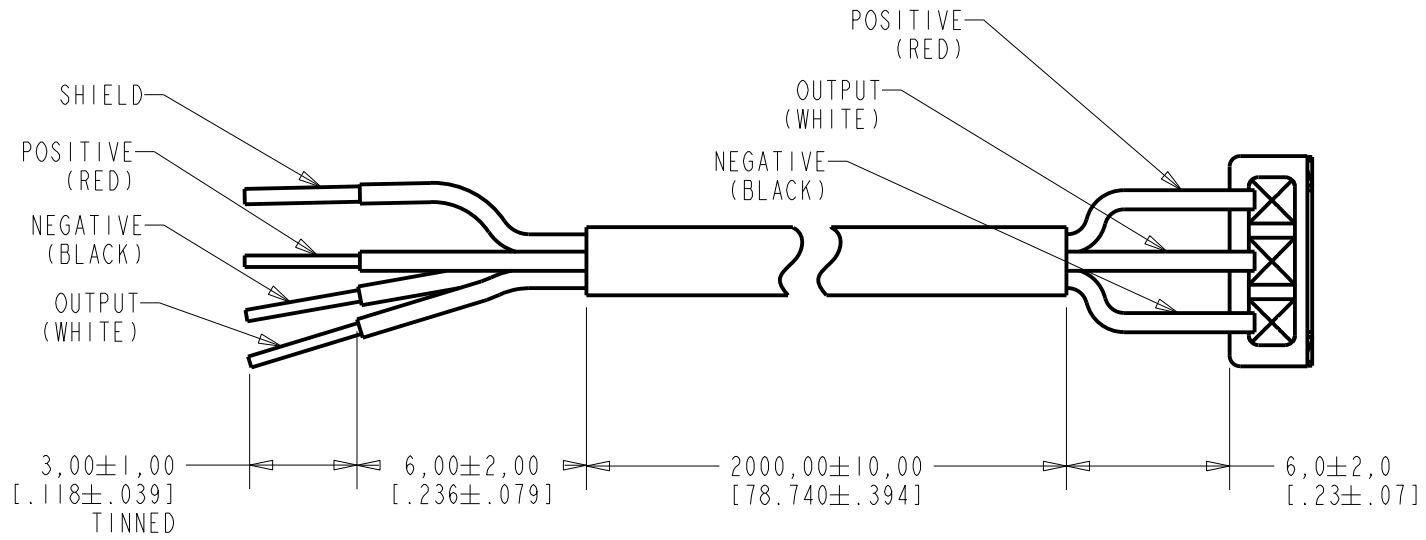


EK-23024-P54
SHT 1.1

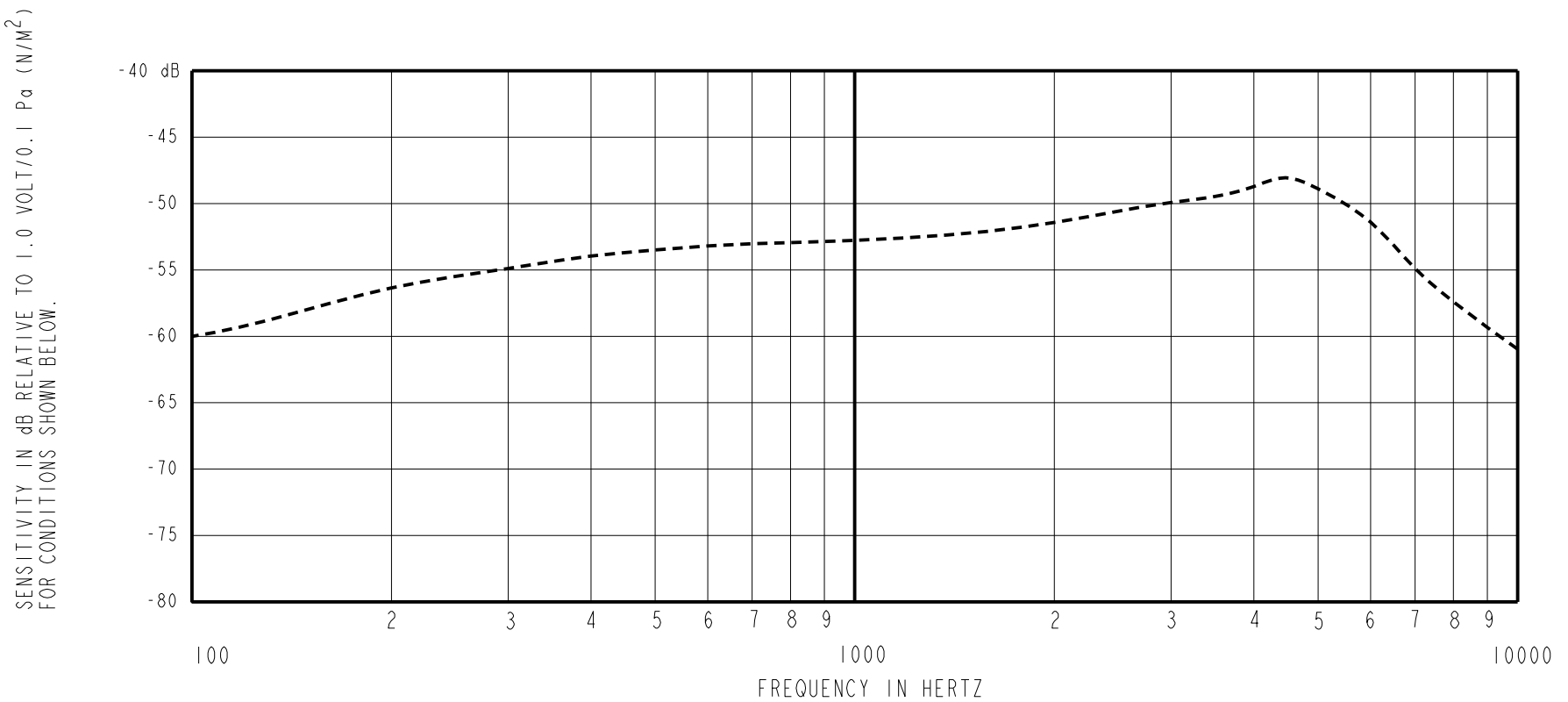


NOMINAL WEIGHT
.4 GRAMS

DIMENSIONS IN MILLIMETERS [INCHES]

KNOWLES ELECTRONICS
ITASCA, ILLINOIS U.S.A.

Revision	C.O. #	Implementation Date	RELEASE LEVEL	REVISION
B	C40100744	8-11-11	Active	B
A	C10106608	10-22-07		
SCALE: 5:1				
DO NOT SCALE DRAWING			DR. BY	DATE
TITLE: MICROPHONE			LSY	10-22-07
OUTLINE DRAWING			CK. BY	DATE
EK-23024-P54			GJP	10-23-07
SHT 1.1			APP. BY	DATE
			GJP	10-23-07



FREQUENCY	SENSITIVITY			DEVICE CONFORMITY	
	MIN.	NOM.	MAX.	RANGE OF DEVIATION FROM 1KHz	
100	---	-60.0	---	-11.0	-4.0
1000	-55.0	-53.0	-51.0	0.0	0.0
3500-5500	---	-48.5	---	+1.5	+7.5

NOTES:

- CASE CONNECTED TO NEGATIVE TERMINAL.
- MICROPHONE TO BE FUNCTIONAL WITH 10 VDC SUPPLY.
- CONFORMS TO REQUIREMENTS SHOWN ON 'ELECTRET MICROPHONE ENVIRONMENTAL QUALIFICATIONS TEST, EK-PA SHEET 2.2' WITH REF. FREQ. 1000 Hz.
- TYPICAL SENSITIVITY TO HUMIDITY AT 1000 Hz IS 0.02 dB/%RH.
- SENSITIVITY AND NOISE VALUES INDICATED ON THIS SPECIFICATION ARE VALID AT 50% HUMIDITY.
- CAPACITANCE MEASUREMENT MADE WITH BOONTON MODEL 7200 OR EQUIVALENT WITH APPLIED AC VOLTAGE OF 15 mVOLTS AT 1 kHz AND 0 VDC. INCLUDES CIRCUIT CAPACITANCE IN PARALLEL WITH CAPACITOR.

PORT LOCATION	DC SUPPLY	AMPLIFIER CURRENT DRAIN	SENSITIVITY CHANGE ON REDUCING SUPPLY TO 0.9VDC	"A" WEIGHTED NOISE (1 kHz EQUIV. SPL)	OUTPUT IMPEDANCE OHMS			CAPACITANCE ±50%		
					MIN.	NOM.	MAX.	OUTPUT TO NEGATIVE	OUTPUT TO POSITIVE	POS. TO NEGATIVE
12S	1.3V	50 µA MAX.	3 dB MAX.	26.0 dB MAX.	2800	4400	6800	N/A	N/A	N/A

KNOWLES ELECTRONICS
ITASCA, ILLINOIS U.S.A.

Revision	C.O. #	Implementation Date	RELEASE LEVEL	REVISION
B	C40100744	8-11-11	Active	B
A	C10106608	10-22-07		
WHEN TEST LIMITS ARE USED TO ESTABLISH INCOMING INSPECTION ACCEPTANCE/REJECTION CRITERIA, CORRELATION OF TEST EQUIPMENT WITH KNOWLES IS ALSO REQUIRED FOR ELIMINATION OF EQUIPMENT AND TEST METHOD VARIATION				
TITLE: MICROPHONE			EK-23024-P54	DR. BY DATE LSY 10-22-07
PERFORMANCE SPECIFICATION			SHT 2.1	CK. BY DATE GJP 10-23-07
				APP. BY DATE GJP 10-23-07